




IMPORT- EXPORT. V. STALINGRADO N.17 42015 CORREGGIO (R.E) C.F. E P.I. 01867470351

TEL. 0039.0522.633065 – FAX 0039.0522 732934 CELL.0039.338.7764328 E-MAIL:apag@apag.it WEB:www.apag.it

PORTELLE E CHIUSINI - PORTE ET TRAPPE BOCAS Y DOMOS – MANHOLES DOORS AND MANHOLES COVERS

 LA GAMMA DI PORTELLE E CHIUSINI PER SERBATOI DISPONIBILE E' VERAMENTE AMPIA ESSI INFATTI VANNO DIFFERENZIATI PER:


- MATERIALE: AISI 304; 316L,
- PER SERBATOI: INOX; IN CEMENTO; TINI O BOTTI,
- FORMA: RETTANGOLARI; OVALI; CIRCOLARI,
- APERTURA: INTERNA; ESTERNA
- PRESSIONE: STANDARD (differenti pressioni); CON OMOLOGAZIONE **"PED"** PER PRESSIONI FINO A 15 BAR

A SEGUIRE SOLO ALCUNI ESEMPI DEI MODELLI DISPONIBILI PER MAGGIORI INFORMAZIONI E PREVENTIVI VOGLIATE CONTATTARCI

 LA GAMME DE PORTE ET TRAPPE C'EST ÉNORME ET ON DOIT LE DIFFERENTIER SELON PLUSIEURS TOPOLOGIES:

- SELON LE MATERIEL DE FABRICATION INOX 304; 316L
- SELON LA CUVE: INOX; BETON; BARRIQUES,
- SELON LA FORME: RECTANGULAIRE; OVALE; RONDE,
- SELON L'OUVERTURE: INTERIEUR; EXTERIEUR,
- SELON LA PRESSION: STANDARD (différents pression); AVEC HOMOLOGATION **"PED"** POUR PRESSION JUSQU'A 15 BAR

A SUIVRE SEULEMENT QUELQUES EXEMPLES DE LES PLUSIEURS DISPONIBLES, POUR DEVIS DEDIE VEUILLEZ NOUS CONTACTER.

 LOS TIPOS DE BOCAS Y DOMOS DISPONIBLES SON MUCHOS Y ESTA NECESARIO CLASIFICARLOS EN DIFERENTES TIPOLOGIAS:

- SEGUNDO EL MATERIAL DE FABRICACIÓN: ACERO INOX AISI 304 O 316L
- SEGUNDO EL DEPOSITO: DE ACERO; DE CIMIENTO; DE MADERA (barricas),
- SEGUNDO LA FORMA: RECTANGULAR; OVAL; REDONDA,
- SEGUNDO EL TIPO DE APERTURA: INTERIOR; EXTERIOR,
- SEGUNDO LA PRESIÓN: ESTÁNDAR (diferentes presiones); CON HOMOLOGACIÓN **"PED"** PARA PRESIÓN HASTA 15 BAR,


A SEGUIR SOLO ALGUNOS EJEMPLO DE LAS BOCAS Y DOMOS DISPONIBLE, PARA PRESUPUESTOS CONTACTE NOS.

 THE RANGE OF MANHOLES AND MANHOLE COVERS FOR TANKS MADE AVAILABLE IS WIDE IN FACT ARE DIFFERENT FOR:


- MATERIAL: AISI 304; 316L, STAINLESS STEEL
- FOR INOX TANKS; FOR CEMENT TANKS; FOR BARREL,
- SHAPE: RECTANGULAR; OVALS; CIRCULARS,-
- OPENING: INWARD; OUTWARD
- PRESSURE: STANDARD OR WITH HOMOLOGATION **"PED"** FOR PRESSURES UNTIL 15 BARS

FOLLOWING ONLY SOME EXAMPLES OF THE MODELS AVAILABLE FOR INFORMATION AND PRICE YOU WANT TO CONTACT TO US


CHIUSINI - TRAPPE SUPERIEUR – DOMOS SUPERIOR - UPPER LID –



L9D




L12D



L14D

**PORTELLE CIRCOLARI APERTURA ESTERNA - PORTE RONDE OUVERTURE EXTERIEUR
BOCA CIRCULAR APERTURA ESTERNA - CIRCULAR SHAPED MANHOLE OUTWARD OPENING**




Z215



Z220




Z220E



Z230


**PORTELLE APERTURA ESTERNA OVALI - PORTE OVALES OUVERTURE EXTERIEUR
BOCA OVAL APERTURA ESTERNA - OVAL SHAPED MANHOLE DOOR OUTWARD OPENING**



L25A



Z174



Z175

PORTELLE RETTANGOLARI APERTURA ESTERNA - PORTE RECTANGULAIRE OUVERTURE EXTERIEUR - BOCA RECTANGULAR APERTURA ESTERNA - RECTANGULAR SHAPED MANHOLE DOOR OUTWARD OPENING



Z1600




Z1500



Z165



Z295



L8B



L9B



Z160

PORTELLE OVALI APERTURA INTERNA - PORTE OVALES OUVERTURE INTERIEUR - BOCA RECTANGULAR APERTURA INTERIOR - OVAL SHAPED MANHOLE DOOR INWARD OPENING



L8A



L5A



L7A



L26A